

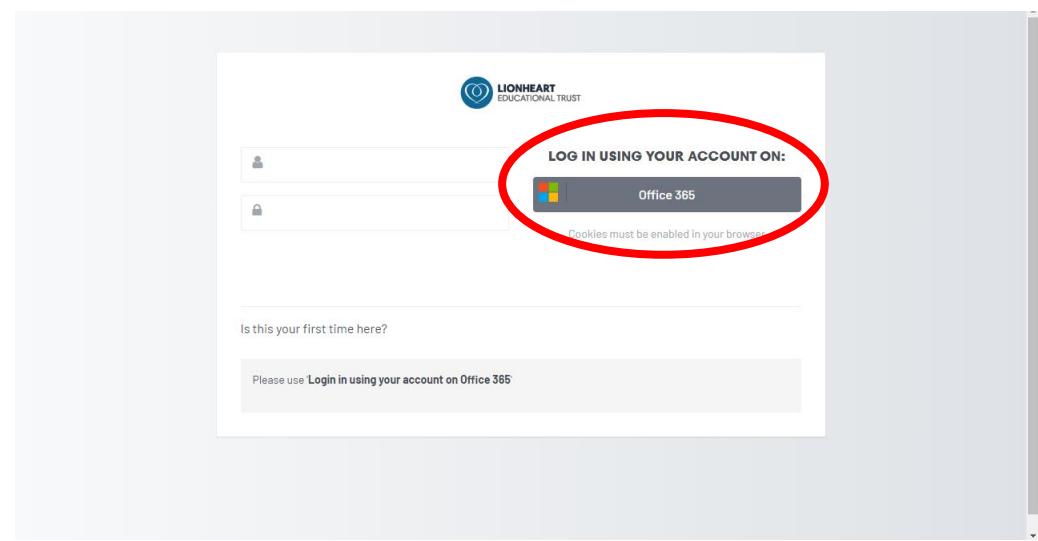
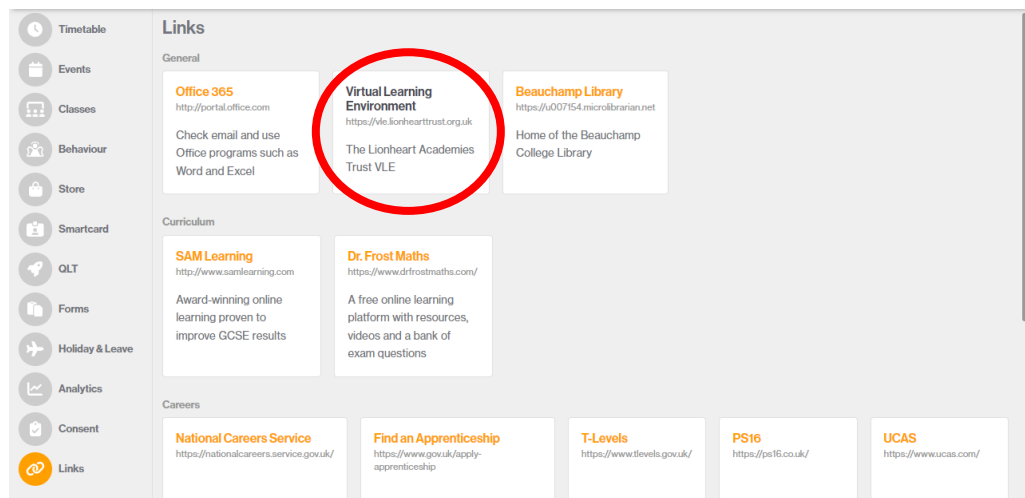
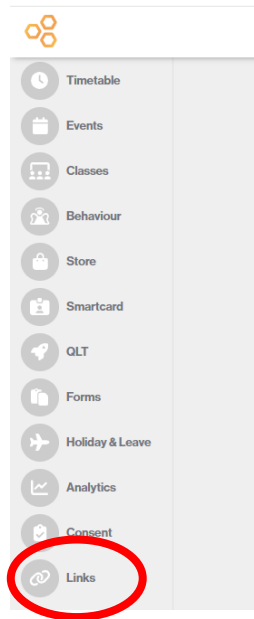


# How to Revise...

GCSE AQA English Language

GCSE AQA English Literature

**Use these resources alongside the weekly revision tasks emailed to you**



You can access the VLE link through Beehive “Links” or skip straight to <https://vle.lionhearttrust.org.uk> You will need to use your Office 365 login to access the VLE.

 GCSE English Language Revision 2024

 GCSE English Literature Revision 2024

If you don't see access to these 2 courses, please let Mrs Cockerill (C14) know.

NEW RESOURCES - EASTER LIVE LESSONS 2023

PAPER 1 - EXPLORATIONS IN CREATIVE READING AND WRITING - SECTION A: READING

PAPER 1 - EXPLORATIONS IN CREATIVE READING AND WRITING - SECTION B: WRITING

PAPER 2 - WRITERS' VIEWPOINTS AND PERSPECTIVES - SECTION A: READING

PAPER 2 - WRITERS' VIEWPOINTS AND PERSPECTIVES - SECTION B: WRITING

PAPER 1 - EXPLORATIONS IN CREATIVE READING AND WRITING - SECTION A: READING

PAPER 1 - EXPLORATIONS IN CREATIVE READING AND WRITING - SECTION B: WRITING

PAPER 2 - WRITERS' VIEWPOINTS AND PERSPECTIVES - SECTION A: READING

PAPER 2 - WRITERS' VIEWPOINTS AND PERSPECTIVES - SECTION B: WRITING

Metacognition in English Language: thinking about how to learn and revise

**Reading Skills:** Watch Mr Bruff's videos to revisit what you can expect in each question and the skills you are required to demonstrate.

**Learn from Section A exemplars:** read concrete examples and exemplars. Look out for the structure needed for each question. Which skills are the same/different? Now mimic these in a new question.

**Plan and write a narrative:** choose a narrative task to complete. Spend time focusing on your planning. What "moment" are you going to focus on? Who is your protagonist? What action is going to take place? What structural features are you going to use to engage the reader? Write it up.

**Reading Skills:** Use Seneca to revisit what you can expect in each question and the skills you are required to demonstrate.

**Language Devices:** use the Seneca quizzes on the VLE to revisit your knowledge and understanding of language devices.

**Knowledge Organiser Check:** write down everything you need to know for each of the 5 questions on each papers. With a different coloured pen, use your knowledge organiser to fill in any information you missed.

**Live Lessons:** watch a live lesson from the VLE which tackles a section of the exam. Download any accompanying notes/exam papers and add your own notes as you watch.

**Writing Skills:** Watch Mr Bruff's videos to revisit what you can expect in each question and the skills you are required to demonstrate.

**Learn from Section B exemplars:** read concrete examples and exemplars. Look out for the different structures used in successful descriptions and narratives.

**Plan and write a description:** choose a descriptive task to complete. Spend time focusing on your planning. What is in your overview? How you will you describe a range of details? How might you return to the overview at the end? What has changed? How will you use language features to engage your reader? How will your paragraphs flow? Write it up.

**Writing Skills:** Use Seneca to revisit what you can expect in each question and the skills you are required to demonstrate.

**Timed Questions:** Download a practice paper from the VLE and time yourself completing the papers. You may just want to focus on one question – which ones do you struggle with the most?

**Plan and write a transactional task:** choose a transactional task to complete. Spend time focusing on your planning. What is the purpose, audience, format and tone of this text type? What structure will you follow? Write it up.








**Writing Skills:** Use Seneca to revisit each transactional text type. Make notes on what the differences between formats and their structures.







**Structure Devices:** use the Seneca quizzes on the VLE to revisit your knowledge and understanding of structural devices.

**Misconceptions:** use Seneca to explore the misconceptions students often have for each question and how to avoid falling into these pitfalls.

**Re-draft writing tasks:** choose a writing task you have completed. Use the mark schemes and/or feedback from your teacher to re-draft your work. How can you show a range of writing skills: sentence and paragraph structures, appropriate punctuation and vocabulary, clear flow of ideas.

There is a metacognitive "revision mat" at the first resource which you might want to use to help plan your revision

 Annotated Model Answers
 Practice Papers, Mark Schemes and KO
 Mr Bruff's Guide to English Language
 Mr Bruff - Question 1
 Mr Bruff - Question 2
 Mr Bruff - Question 3
 Mr Bruff - Question 4

 Live Lesson - Section A
 Seneca - Reading Questions
 Seneca - Question 1: Misconceptions
 Seneca - Question 2: Misconceptions
 Seneca - Question 3: Misconceptions
 Seneca - Question 4: Misconceptions

[Check out this video to get some ideas planning a revision session for English Language](#)

## AQA GCSE ENGLISH LANGUAGE REVISION

### PAPER 1 - EXPLORATIONS IN CREATIVE READING AND WRITING - SECTION A: READING

[Annotated Model Answers](#)  
[Practice Papers, Mark Schemes and KO](#)  
[Mr Bruff's Guide to English Language](#)  
[Mr Bruff - Question 1](#)  
[Mr Bruff - Question 2](#)  
[Mr Bruff - Question 3](#)  
[Mr Bruff - Question 4](#)  
[Live Lesson - Section A](#)  
[Live Lesson - Q3](#)  
[Seneca - Reading Questions](#)  
[Seneca - Question 1: Misconceptions](#)  
[Seneca - Question 2: Misconceptions](#)  
[Seneca - Question 3: Misconceptions](#)  
[Seneca - Question 4: Misconceptions](#)

### PAPER 1 - EXPLORATIONS IN CREATIVE READING AND WRITING - SECTION B: WRITING

[Annotated Model Answers](#)  
[Practice Papers, Mark Schemes, KO](#)  
[Mr Bruff's Guide to English Language](#)  
[Mr Bruff - Question 5](#)  
[Live Lesson - Q5](#)  
[Mr Bruff - Question 5: Full Mark Answer 1](#)  
[Mr Bruff - Question 5: Full Marks Answer 2](#)  
[Mr Bruff - Question 5: Full Marks Answer 3](#)  
[Live Lesson - Paper 1, Section B](#)  
[Seneca - Writing](#)  
[Seneca - Question 5: Misconceptions](#)

### GENERAL LANGUAGE REVISION ACTIVITIES

[Metacognitive English Language Revision Activities Grid](#)  
[Seneca - Key Language Terms](#)  
[Seneca - Language Devices](#)  
[Seneca - Structural Devices](#)

PAPER 2 - WRITERS' VIEWPOINTS AND PERSPECTIVES - SECTION A:  
READING

[Annotated Model Answers](#)  
[Practice Papers, Mark Schemes, KO](#)  
[Mr Bruff's Guide to English Language](#)  
[Mr Bruff - Question 1](#)  
[Mr Bruff - Question 2](#)  
[Mr Bruff - Question 3](#)  
[Mr Bruff - Question 4](#)  
[Live Lesson - Q2 and Q4](#)  
[Paper 2 - Section A](#)  
[Seneca - Reading Questions](#)  
[Seneca - Question 1: Misconceptions](#)  
[Seneca - Question 2: Misconceptions](#)  
[Seneca - Question 4: Misconceptions](#)

PAPER 2 - WRITERS' VIEWPOINTS AND PERSPECTIVES – SECTION B:  
WRITING

[Annotated Model Answers](#)  
[Practice Papers, Mark Schemes, KO](#)  
[Mr Bruff's Guide to English Language](#)  
[Mr Bruff - Question 5](#)  
[Live Lesson - Q5](#)  
[Mr Bruff - Writing an Article](#)  
[Mr Bruff - Writing a Speech](#)  
[Mr Bruff - Writing a Letter](#)  
[Mr Bruff - Writing a Leaflet](#)  
[Mr Bruff - Writing an Essay](#)  
[Live Lesson - Paper 2, Section B](#)  
[Seneca - Question 5](#)  
[Seneca - Question 5: Misconceptions](#)

GENERAL LANGUAGE REVISION ACTIVITIES

[Metacognitive English Language Revision Activities Grid](#)  
[Seneca - Key Language Terms](#)  
[Seneca - Language Devices](#)  
[Seneca - Structural Devices](#)

- > AN INSPECTOR CALLS ✎
- > AN INSPECTOR CALLS ✎
- > POWER AND CONFLICT POETRY (AQA) ✎
- > POETRY ANTHOLOGY (EDUQAS) ✎
- > UNSEEN POETRY (AQA) ✎
- > UNSEEN POETRY (EDUQAS) ✎
- > MACBETH ✎
- > MACBETH ✎
- > A CHRISTMAS CAROL ✎

### Metacognition in English Literature: thinking about how to learn and revise

**Plot summaries (plays)** write down the key events of the play in chronological order (act by act). Then text yourself by covering up all the event apart from one and explaining what happened just before and just after.

**Analysing key quotations:** use the Seneca and Quizlet links to revise **key quotations**. Write down who said it, what/who it was about and why Shakespeare might have used this language.

**Learn from exemplars:** read concrete examples and exemplars. Look out for thesis statements, topic sentences, analysis of method, essay structure. Now mimic these in a new question.

**Plot summaries (novels)** write down the key events of the play in chronological order (act by act). Then text yourself by covering up all the event apart from one and explaining what happened just before and just after.

**Analysing an extract:** download a clean copy of the **extract booklet** from the VLE/ collect one from your teacher and annotate as much as you can without your notes – remember to add ideas about the wider text. Then go back to your notes and add extra information in a different colour.

**Thesis statements:** use your example questions to perfect your thesis statement. Consider how you will address the question (be specific), what your perspective is and why your focus is worth discussion.

**Plot, characters and themes:** use the Seneca links on the VLE to test your knowledge of the **plot, characters, themes, context and misconceptions**. Keep revisiting this task until you consistently get 100%.

**Analysing dramatic methods:** watch a version of a **production** and follow along with your annotated copy. Take notes about how the director used Shakespeare's **dramatic methods**.

**Planning essays:** use the example questions on the VLE to plan your essay answer. Consider the argument which will run through your essay and which evidence you can use to support this. Plan how you will discuss writer's purpose and their methods.

**Plot, characters and themes:** watch a Mr Bruff video (links on the VLE) and make cue cards on the key information for each character/ theme

**Poetry anthology analysis:** download a clean copy of a poem from the VLE/ collect one from your teacher and annotate as much as you can without your notes – remember to add ideas about the wider text. Then go back to your notes and add extra information in a different colour.

**Poetry anthology comparison:** choose a theme and make as many links as possible between poems. Which ones are you able to compare most successfully?

**Recall grids:** Use a 10x10 recall grid to test your knowledge on each text.

**Plot:** re-read each novella or listen to an audiobook whilst you follow in your copy of the text.


**Unseen poetry analysis:** download a clean copy of a poem from the VLE/ collect one from your teacher. Read the poem through and annotate writer's methods that link to the question topic.


**Unseen poetry comparison:** now read the paired poem and make comparisons **ONLY** analysing the writers' methods. Think about language, form and structure (AO2)

**Revising quotations:** use the "one word quotation" grids to revise judicious quotations for key characters and themes.


There is a metacognitive "revision mat" at the first resource which you might want to use to help plan your revision

 Full Text


 Knowledge Organiser

 Example Questions

 Mark Scheme


 Model Answer

 Recall Grid

 One Word Quotations

 Revision Clock


 Live Lesson - Tackling the Exam


 Live Lesson - Eva Smith


 Mr Bruff Revision Playlist

 Seneca - Plot Quiz

 Seneca - Misconceptions Quiz

 Seneca - Quotations Quiz

 Quizlet - Characters

 BBC Sounds Podcast Playlist

[Check out this video to get some ideas planning a revision session for English Literature](#)



## GCSE ENGLISH LITERATURE REVISION 2024 - AQA

[Metacognitive English Literature](#)

[Revision Activities Grid](#)

[BBC Sounds Podcast Playlist](#)

### MACBETH

[Full Text](#)

[Knowledge Organiser](#)

[Example Questions](#)

[Mark Scheme](#)

[Model Answer](#)

[Recall Grid](#)

[One Word Quotations Grid](#)

[Revision Clock](#)

[Live Lesson - Macbeth as a Tragic Hero](#)

[Dramatic Method \(Voiced PPT\)](#)

[Dramatic Methods \(PDF\)](#)

[Extract to whole \(PDF\)](#)

[Extract to Whole \(PDF\)](#)

[Mr Bruff Playlist](#)

[Seneca - Plot Quiz](#)

[Seneca - Character Quiz](#)

[Seneca - Quotations Quiz](#)

[Quizlet - Quotations](#)

[Quizlet - Themes](#)

[Target 5](#)

### CHRISTMAS CAROL

[Full Text](#)

[Full Text - Audiobook](#)

[Knowledge Organiser](#)

[Example Questions](#)

[Mark Scheme](#)

[Model Answer](#)

[Recall Grid](#)

[One Word Quotations Grid](#)

[Revision Clock](#)

[Live Lesson - Overview](#)

[Live Lesson - Symbolism](#)

[Live Lesson - Tackling the Extract](#)

[Extract to Whole Text \(Voiced PPT\)](#)

[Extract to Whole Text \(PDF\)](#)

[Mr Bruff Playlist](#)

[Seneca Plot Quiz](#)

[Seneca Characters Quiz](#)

[Seneca Quotations Quiz](#)

### AN INSPECTOR CALLS

[Full Text](#)

[Knowledge Organiser](#)

[Example Questions](#)

[Mark Scheme](#)

[Model Answer](#)

[Recall Grid](#)

[One Word Quotations](#)

[Revision Clock](#)

[Live Lesson - Tackling the Exam](#)

[Live Lesson - Eva Smith](#)

[Mr Bruff Revision Playlist](#)

[Seneca - Plot Quiz](#)

[Seneca - Misconceptions Quiz](#)

[Seneca - Quotations Quiz](#)

[Quizlet - Characters](#)

[BBC Sounds Podcast Playlist](#)

### POETRY ANTHOLOGY

[Blank Anthology](#)

[Annotated Power and Conflict](#)

[Anthology](#)

[Knowledge Organiser - War Cluster](#)

[Knowledge Organiser - Nature/](#)

[Humans Cluster](#)

[Knowledge Organiser - Power of](#)

[Humans Cluster](#)

[Example Questions](#)

[Mark Scheme](#)

[Model Answer](#)

[Recall Grid](#)

[One Word Quotations](#)

[Poetry Audit](#)

[Poetry Audit Answers - Self-Assessment](#)

[Big Teach - Responding to a Question](#)

[Live Lesson - Romanticism](#)

[Live Lesson - Poetry Overview](#)

[Live Lesson - Planning and Writing a Response](#)

[Mr Bruff Playlist](#)

[Seneca - All Poems](#)

[Revision Clocks](#)

### UNSEEN POETRY

[Knowledge Organiser](#)

[Example Questions](#)

[Mark Scheme](#)

[Model Answer 27.1 and 27.2](#)

[Live Lesson - An Unseen Poetry Overview](#)

[Unseen Poetry - Tackling a Question](#)

[Live Lesson - To a Daughter Leaving](#)

[Home and Poem to My Sister](#)

[Unseen Poetry Practice](#)

[Target 5](#)

[Target 9](#)